



Model Number

NEB4-8GM50-E2-V3

Features

- 4 mm quasi flush
- Increased operating distance

Accessories

BF 8

Mounting flange, 8 mm

V3-GM

Female connector, M8, 3-pin, field attachable

V3-WM

Female connector, M8, 3-pin, field attachable

V3-GM-2M-PUR

Cable socket, M8, 3-pin, PUR cable

V3-WM-2M-PUR

Cable socket, M8, 3-pin, PUR cable

Technical Data

General specifications

Switching element function	PNP	NO
Rated operating distance	s_n	4 mm
Installation		quasi flush
Output polarity		DC
Assured operating distance	s_a	0 ... 3.24 mm
Reduction factor r_{AI}		0.25
Reduction factor r_{Cu}		0.22
Reduction factor r_{304}		0.65

Nominal ratings

Operating voltage	U_B	10 ... 30 V
Switching frequency	f	0 ... 500 Hz
Reverse polarity protection		reverse polarity protected
Short-circuit protection		pulsing
Voltage drop	U_d	≤ 2 V
Operating current	I_L	0 ... 200 mA
Off-state current	I_r	0 ... 0.1 mA typ. 0.1 μ A at 25 °C
No-load supply current	I_0	≤ 10 mA
Switching state indication		LED, yellow

Functional safety related parameters

MTTF _d	311 a
Mission Time (T _M)	20 a
Diagnostic Coverage (DC)	0 %

Ambient conditions

Ambient temperature	-25 ... 70 °C (-13 ... 158 °F)
---------------------	--------------------------------

Mechanical specifications

Connection type	Connector M8 x 1, 3-pin
Housing material	chromium plated brass
Sensing face	PBT
Protection degree	IP67

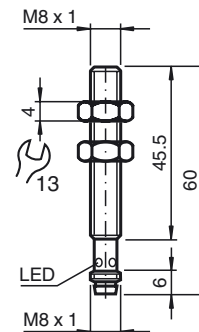
Compliance with standards and directives

Standard conformity	
Standards	EN 60947-5-2:2007 IEC 60947-5-2:2007

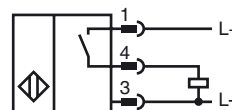
Approvals and certificates

UL approval	cULus Listed, General Purpose
CSA approval	cCSAus Listed, General Purpose
CCC approval	CCC approval / marking not required for products rated ≤ 36 V

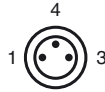
Dimensions



Electrical Connection



Pinout



Wire colors in accordance with EN 60947-5-2

1		BN	(brown)
3		BU	(blue)
4		BK	(black)